

# Manual FAglsruer

## Summary

The programme FAglsruer is intended to combine the results of two Forced Alignments into one. We see that many interviews are stored as e.g. "interview\_1.wav", "interview\_2.wav" and "interview\_3.wav". After correction (with ASRcorrector) and Forced Alignment, we have besides the three wav-files also 3 ctm-files and 3 text-files.

For the correction and the Forced Alignment this is excellent, but eventually you want to save everything as one file (a wav-, a ctm- and a text-file).

FAgluer finally combines 6 files (2 wav-files, 2 CTM-files and 2 Text-files) and makes 3 files out of them (1 wav-file, 1 CTM-file and 1 Text-file). If you have done this for the files interview\_1 and interview\_2, you can then do it again with **interview\_0** (the combination of **interview\_1** and **interview\_2**) and **interview\_3**.

## Input

The input consists of 6 files each: 2x CTM-files, 2x Text-files and 2x Wav-files.

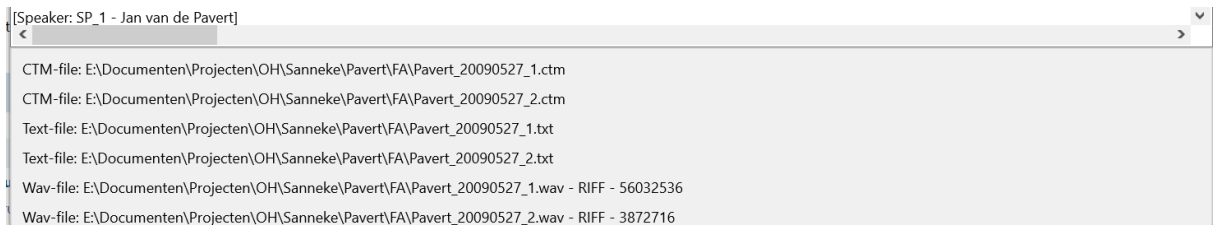


Figure 1: The result after entering the 6 necessary files. Behind the 2 wav-files, the duration of the files is given in msec.

## Glue

Once the 6 files are entered correctly, click on Glue and you will be asked to save the combined wav-file.

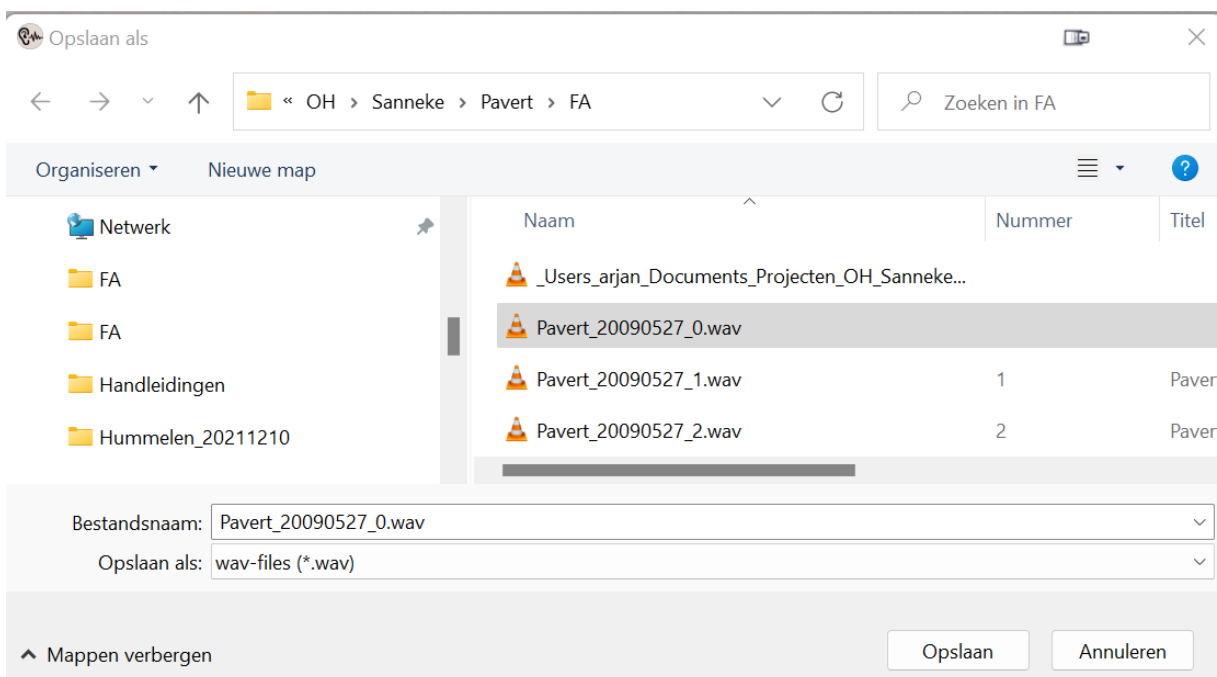
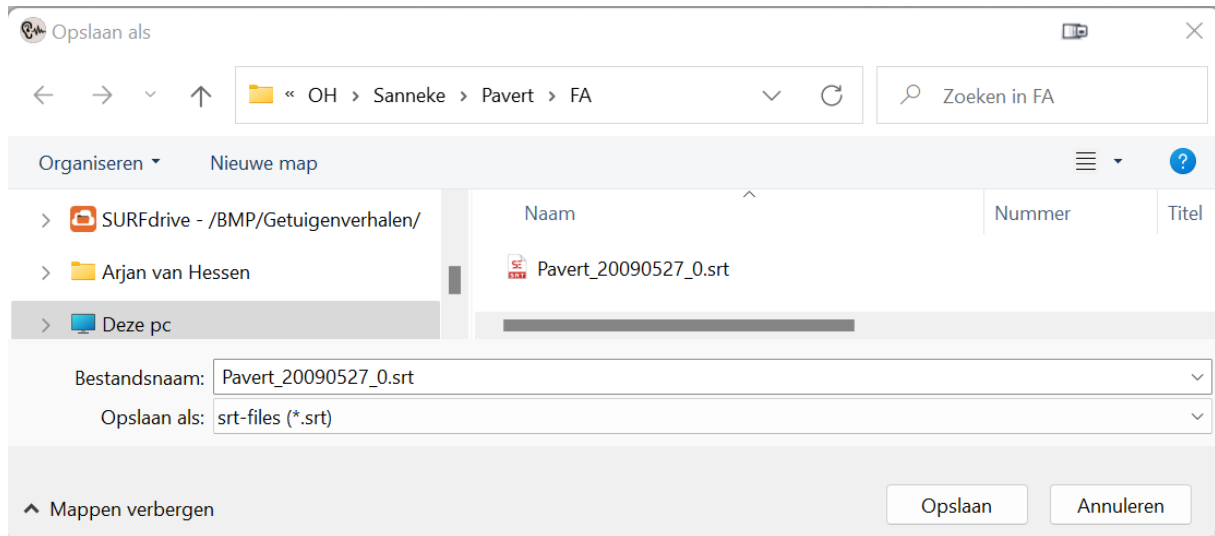


Figure 2: After clicking on Glue you are asked to save the combined wav-file. In this example it is Pavert\_20090527\_0.wav

Apart from the combined wav-file, the combined CTM-file and the "nice" transcript (Pavert\_20090527\_0\_word.txt) are also saved.

Finally, you click on Save and then the SRT-file (subtitles), the Karaoke (HTML\_file) and the combined Text-file are saved.



*Figuur 1: Na het klikken op Save, moet je de ondertitelingsfile (SRT) opgeven. Vervolgens wordt de Karaoke (HTML) en de Text-file (TXT) files ook opgeslagen.*

## Finally

As stated above. This step always has to be done in order to glue two consecutive parts of the interview together. So if you start with an interview that consists of three parts, you have to do this twice (first combine interview-1 and interview\_2, then combine interview\_0 and interview\_3. If it consists of four parts, you have to combine them all again afterwards (interview\_0 and interview\_4).

## Questions

For questions, mail me at:

[A.J.vanHessen@utwente.nl](mailto:A.J.vanHessen@utwente.nl)